

# Omnis Live

6 May 2026

**Rohit Vaswani**, Investment Director

**Robert McElvanney**, Interim Chief Investment Officer

**Tim Dingemans**, Investment Strategist

**Hannah Evans**, Head of Manager Research

**Omnis**  
INVESTMENTS

# CPD

As a result of participating in this webinar, you will understand:

- The macro-economic environment and its impact on asset classes
- The principles of investment planning: Asset Allocation
- The principles of investment planning: Portfolio Construction
- The performance of investments

Please remember that for this session to qualify as structured CPD you must include a note on the CPD file that captures your specific learning need along with a reflective statement that captures how the session has addressed it.

**Today's CPD Code**  
**OPW536**

**Previous Omnis Live Codes**

**Mar: OPW534**

**Apr: OPW535**

**Previous Omnis MTM Codes**

**Mar: OPW524**

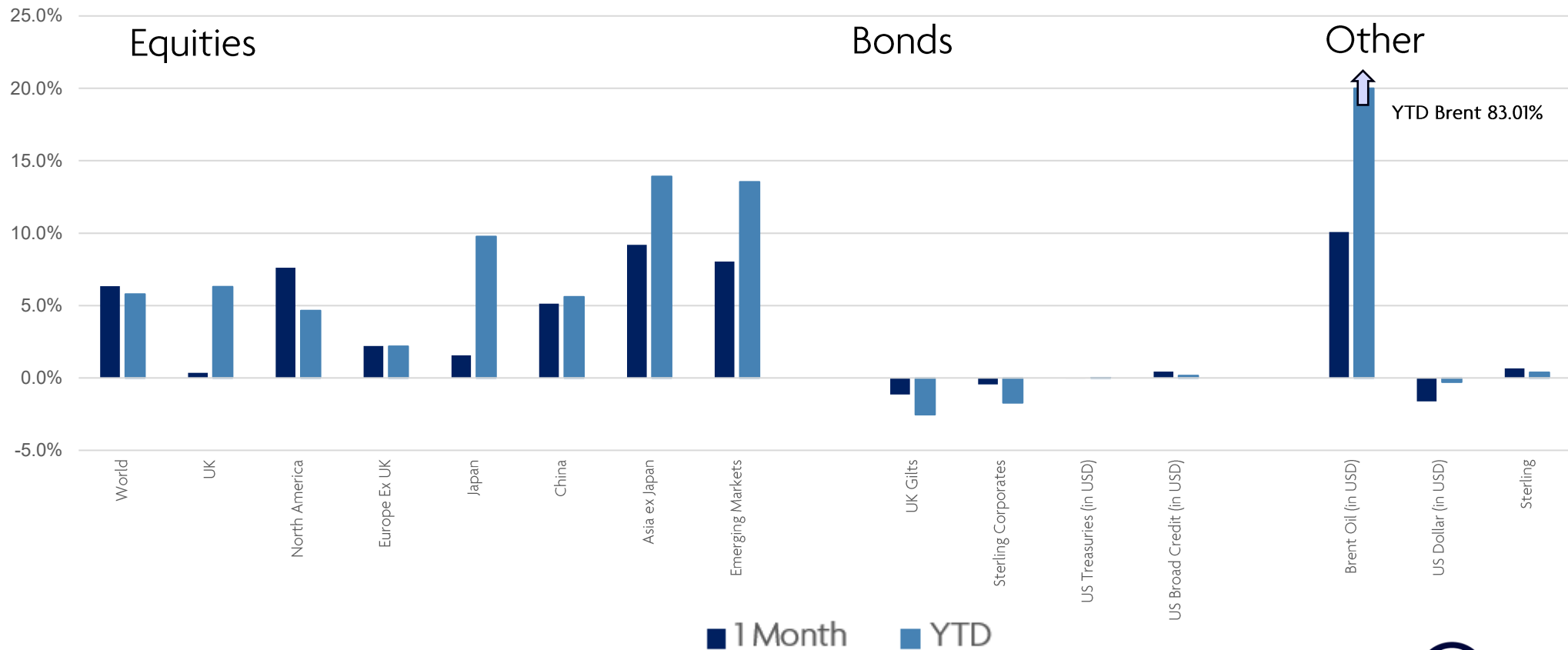
**Apr: OPW525**

# Agenda

1. Macro & Market Update
2. Performance Update
3. Q&A

# Macro & Market Update

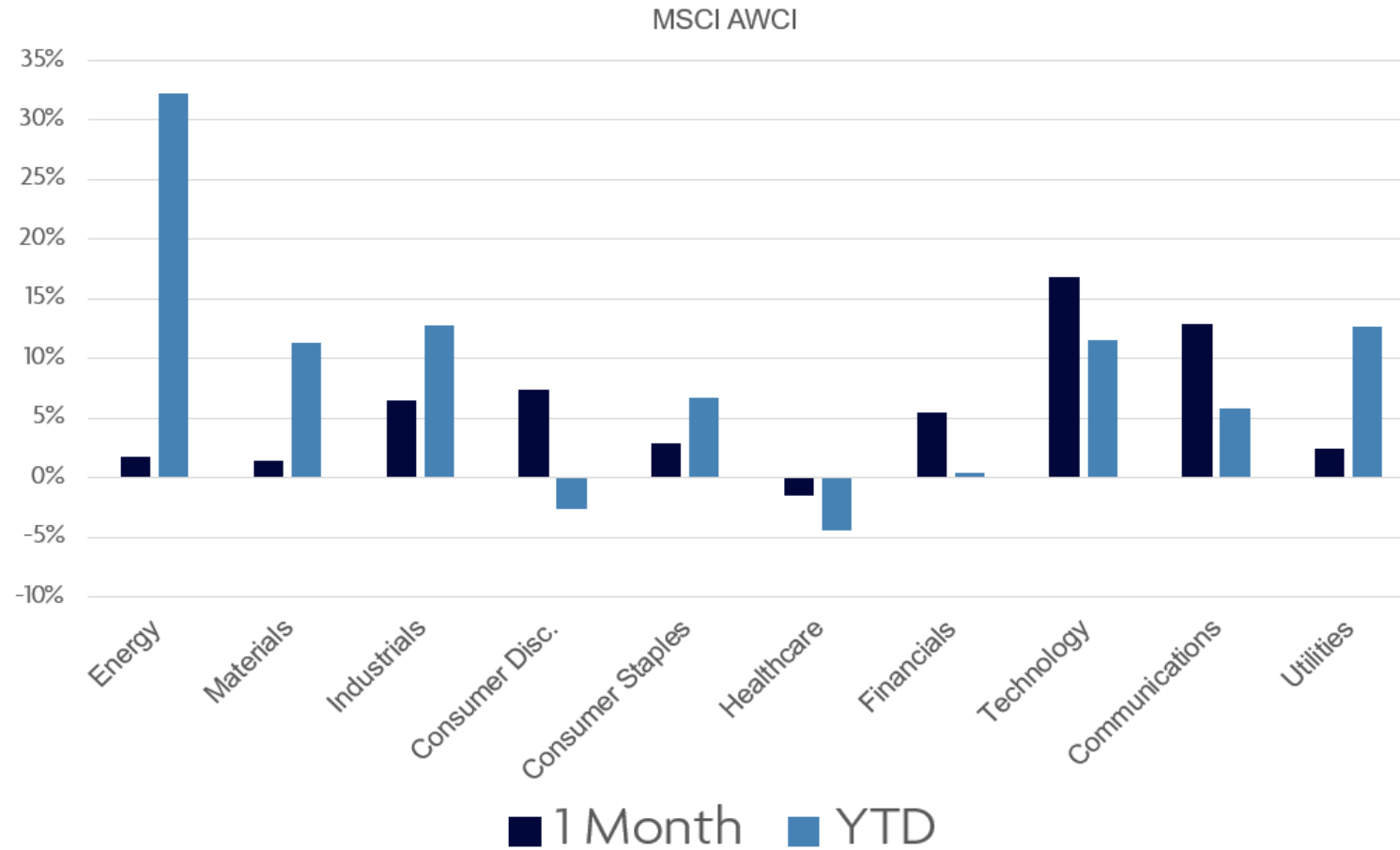
# Key Markets Performance



Performance in GBP to 30/04/2026

Source : Bloomberg, MSCI

# Equity Market Sector Performance



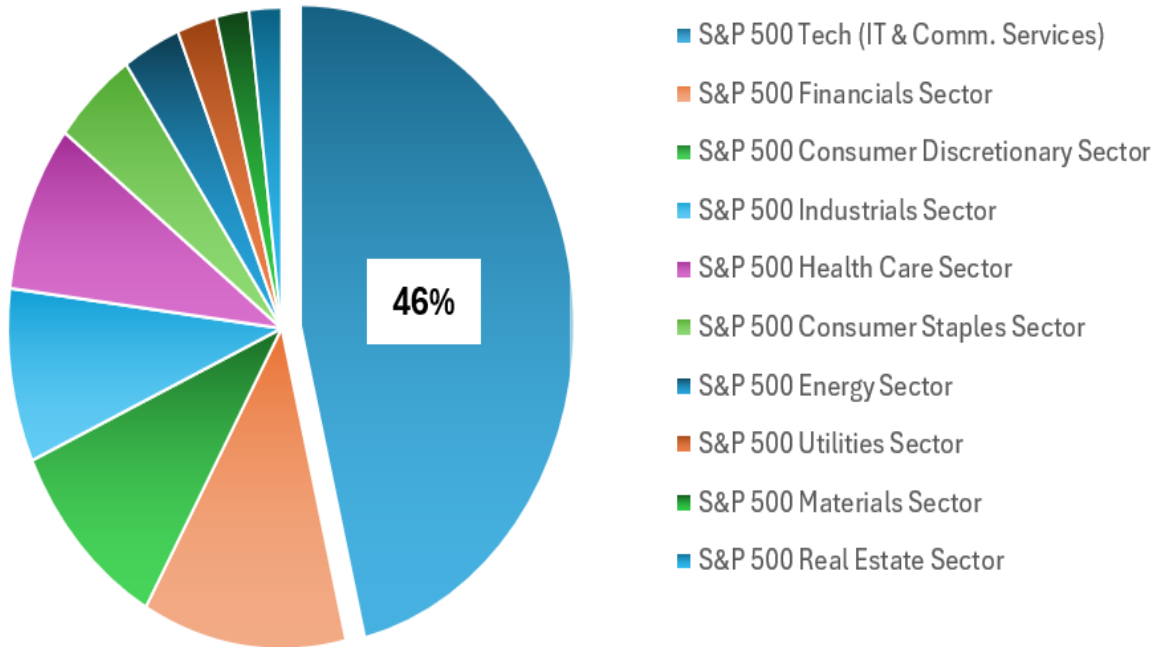
Performance in USD to 30/04/2026

Source : Bloomberg, MSCI, S&P

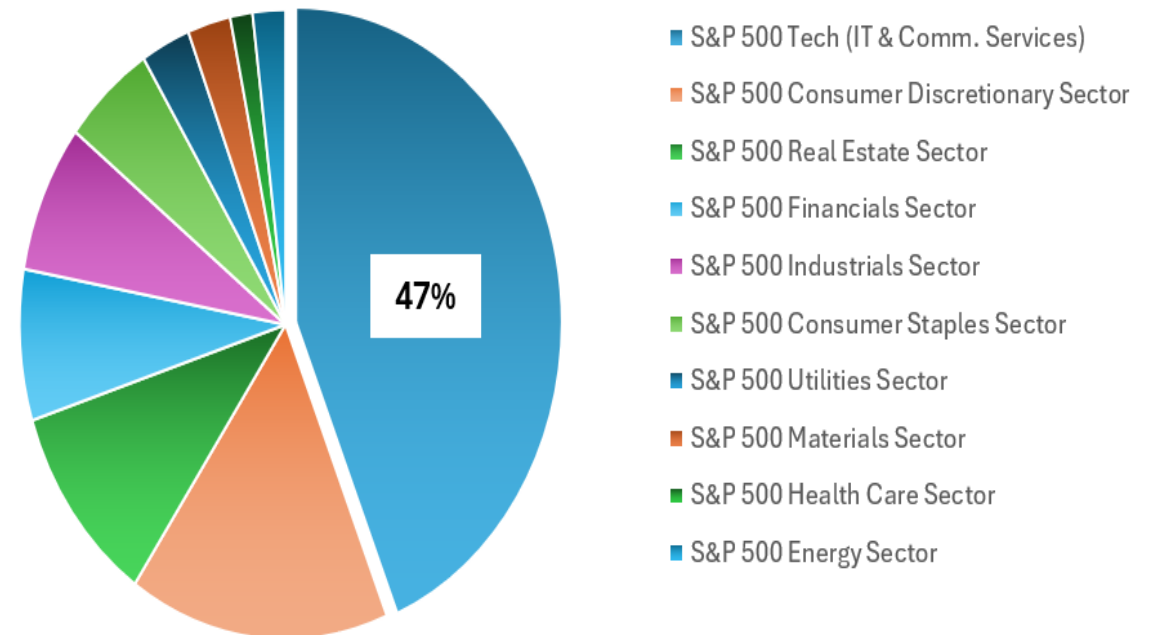
**Is there a storm coming  
for financial markets?**

# The First Negative: Concentration

S&P 500 Sector Concentrations

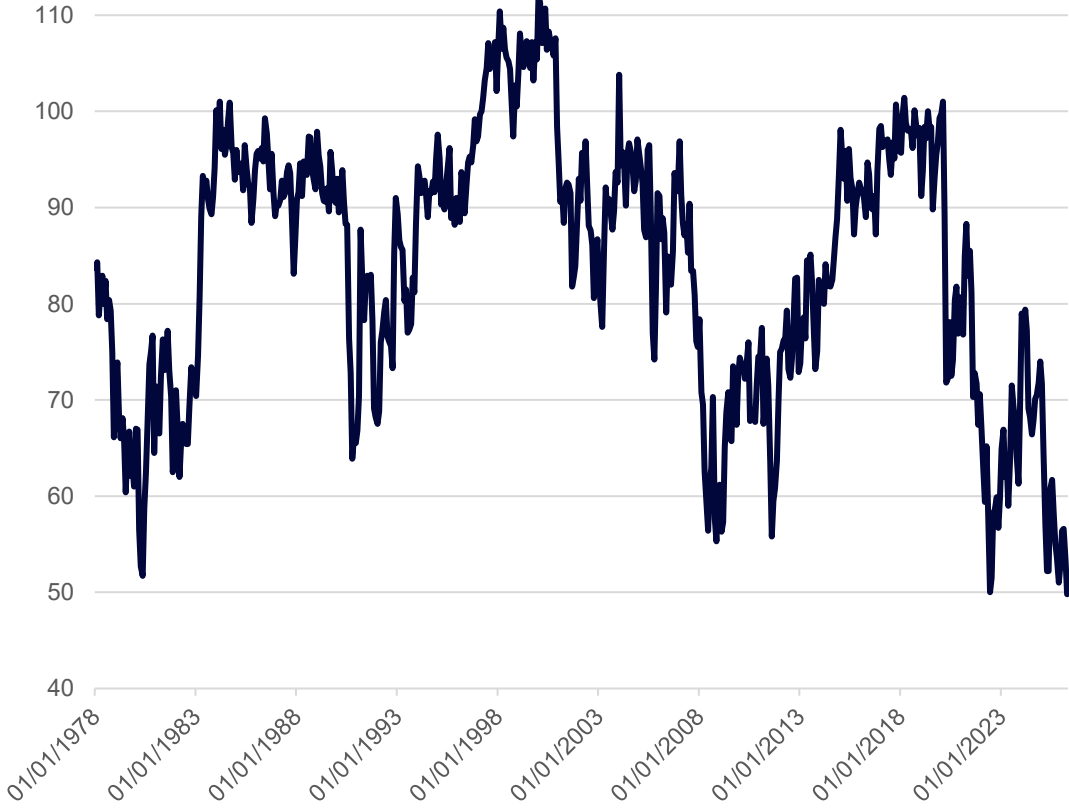


S&P 500 MTD Return (+10.4%) : Sector Concentrations

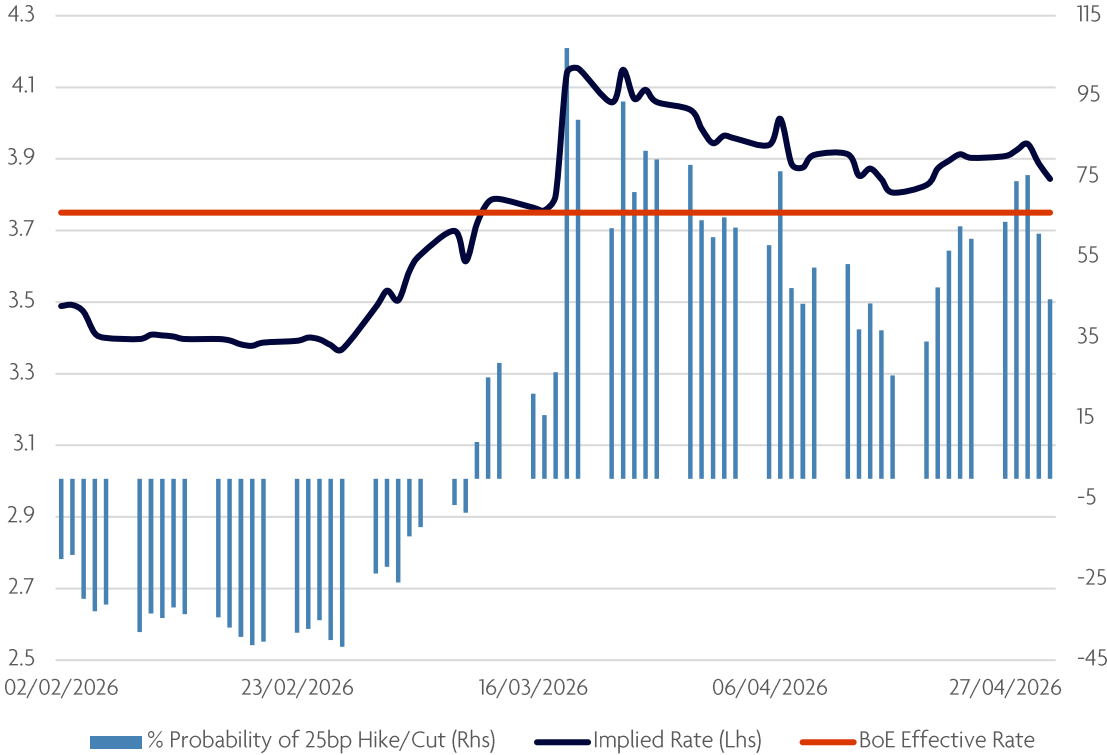


# The Second Negative: K-Shaped Economy

UMICH: Consumer Sentiment Index



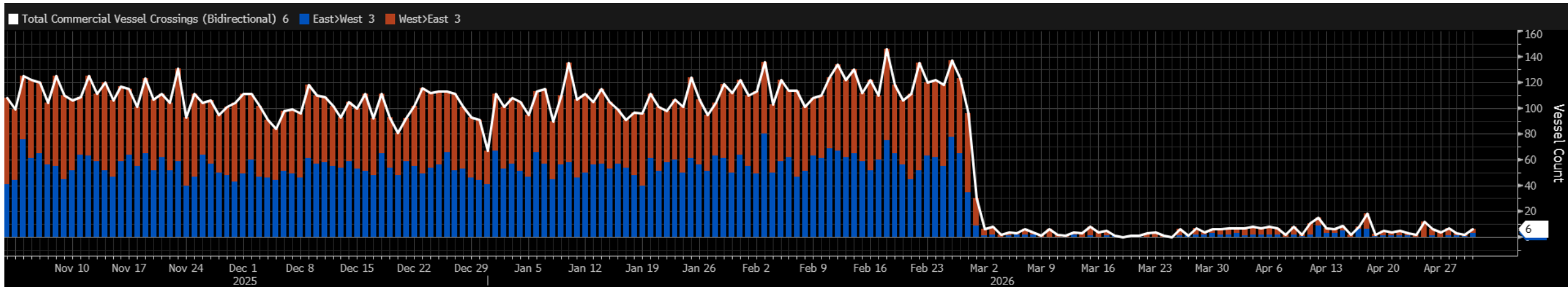
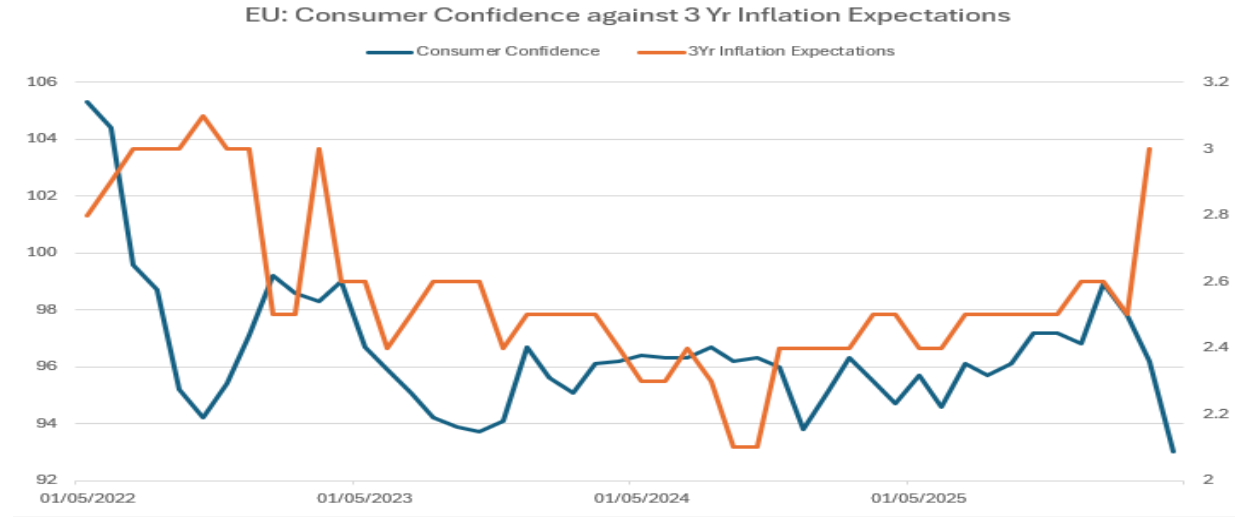
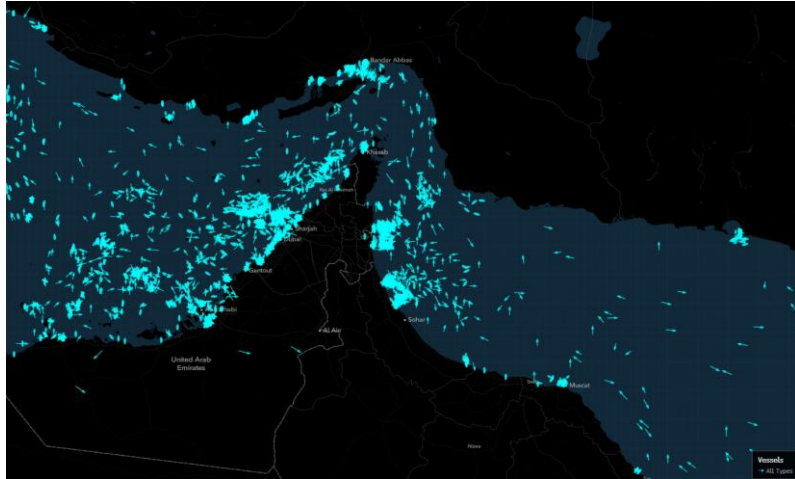
BoE Policy Rate: Implied Path and Probability of a 25pbs hike/cut



Source : Bloomberg, S&P



# The Third Negative: Strait of Hormuz



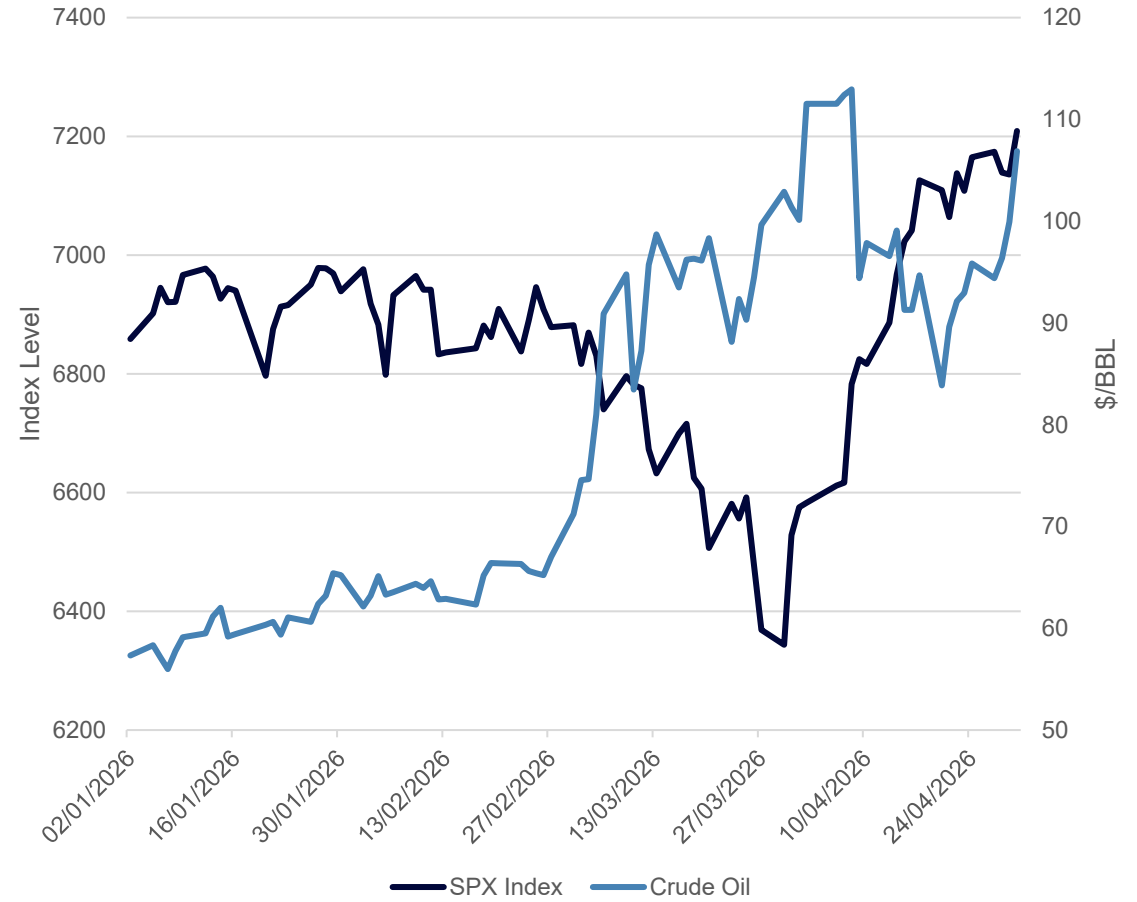
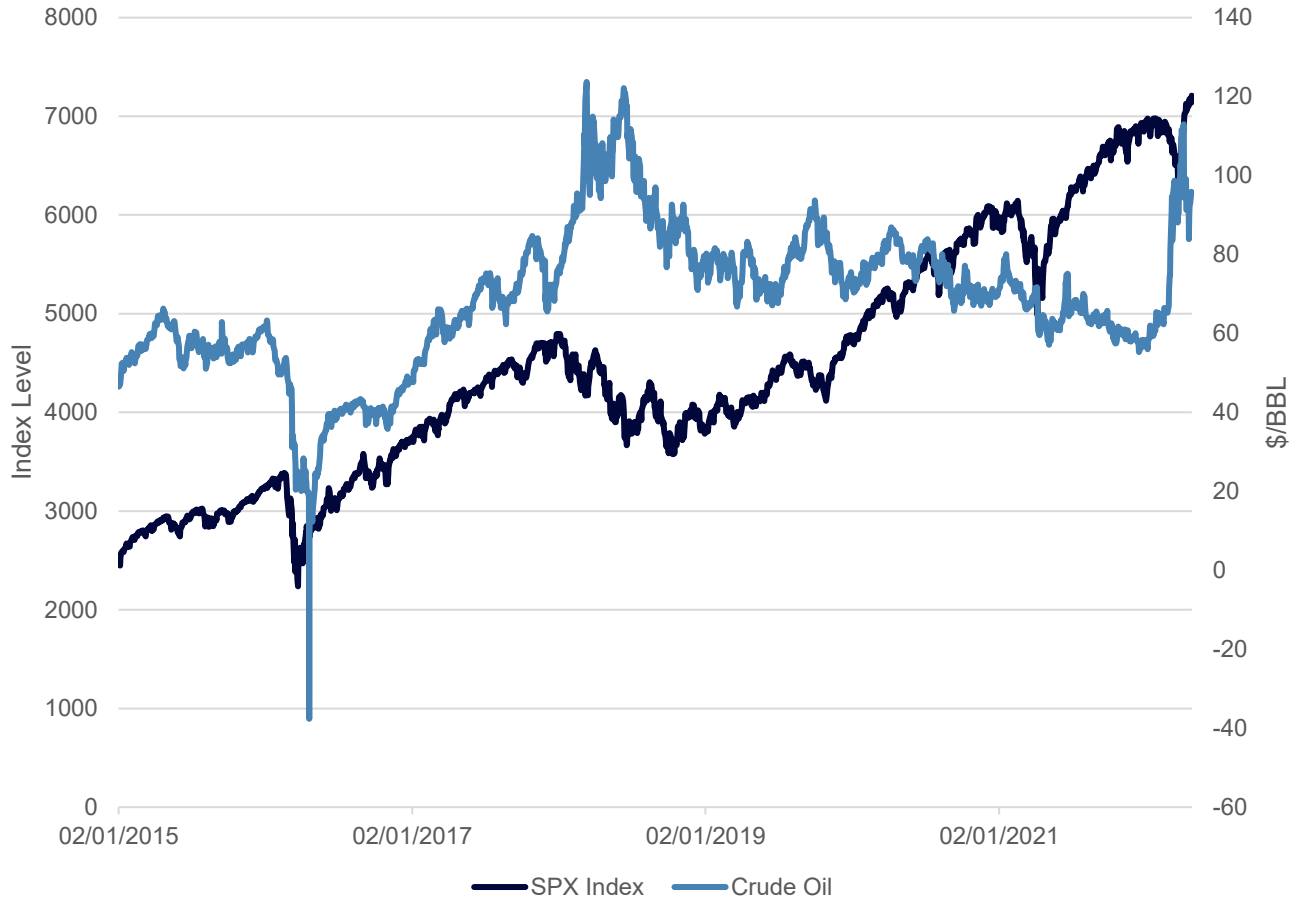
Hormuz Commercial Cargo Vessel Crossings (Rolling 24Hr Vessel Count)

Source : Bloomberg, EU



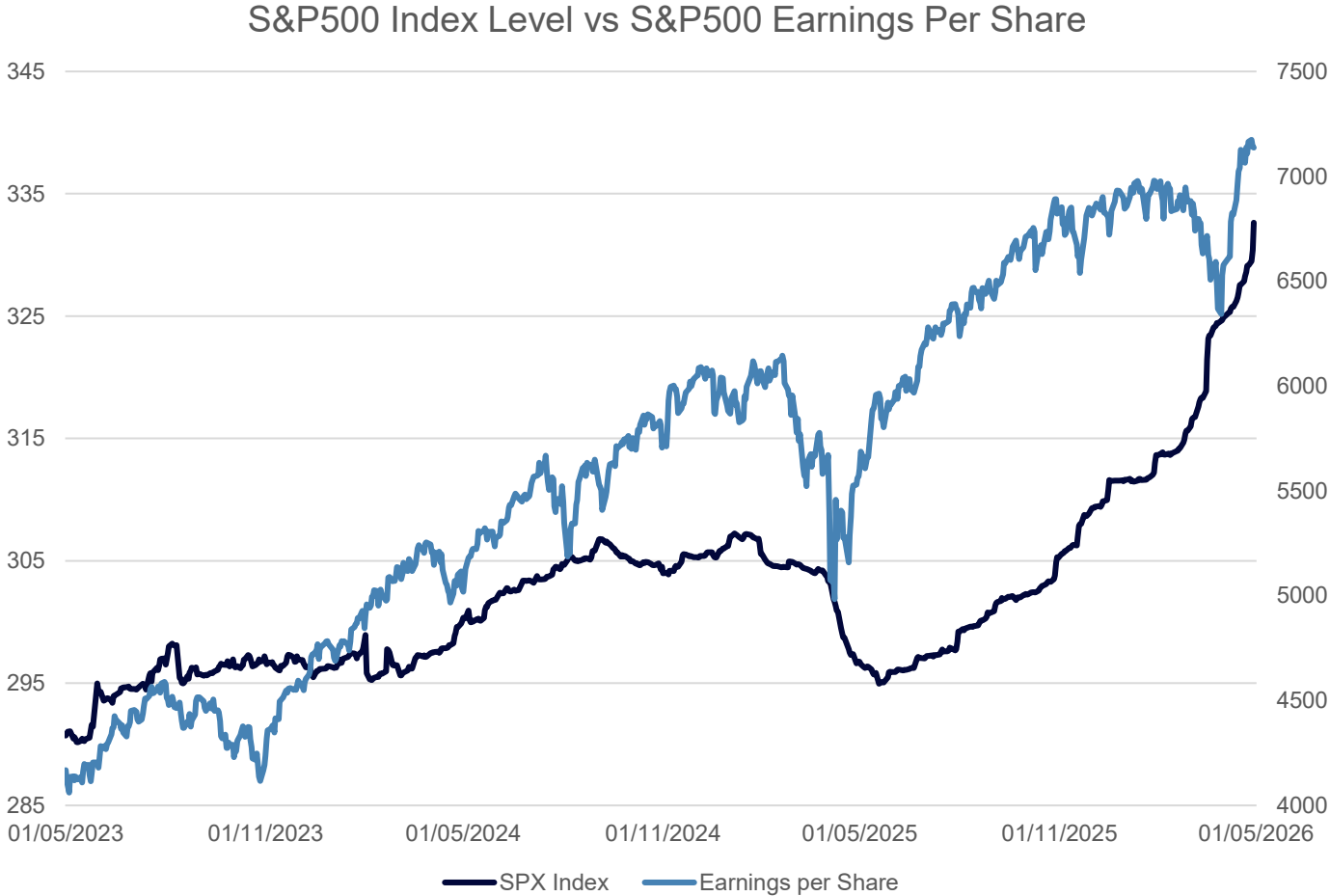
# Markets are Vulnerable

## SPX Index vs Crude Oil



Source : Bloomberg, S&P

# Why are Markets at Record Highs?



Source : Bloomberg, S&P



# Portfolio Changes and Current Positioning

## KEY PIVOTS

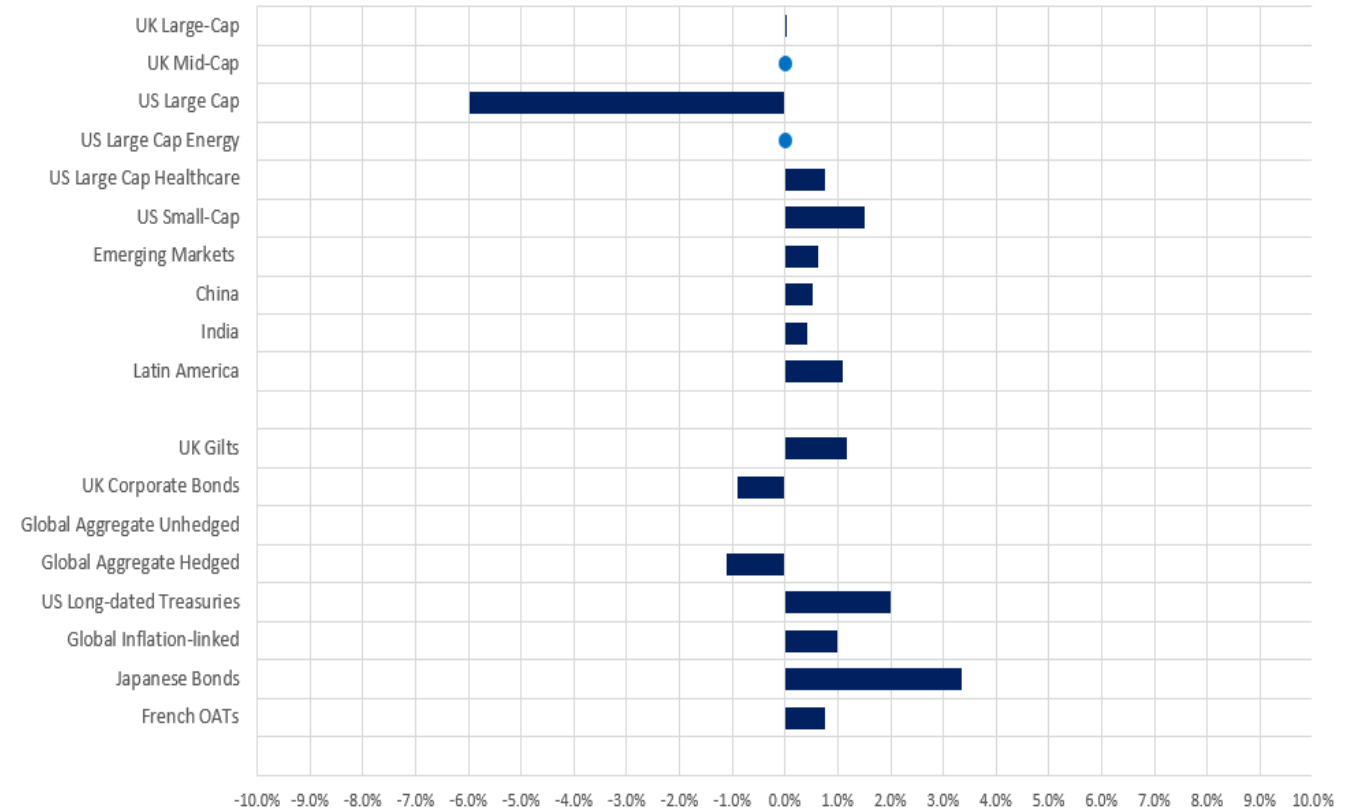
### Equity

- Underweight US Large-Cap Equity
  - Long positions in US Small Caps & Healthcare
- Neutral Europe and UK Equity
  - Long positions in China, India Equities & Latin America

### Bonds

- Overweight Fixed Income across a mix of global bonds
  - Long positions in Japanese short dated bonds

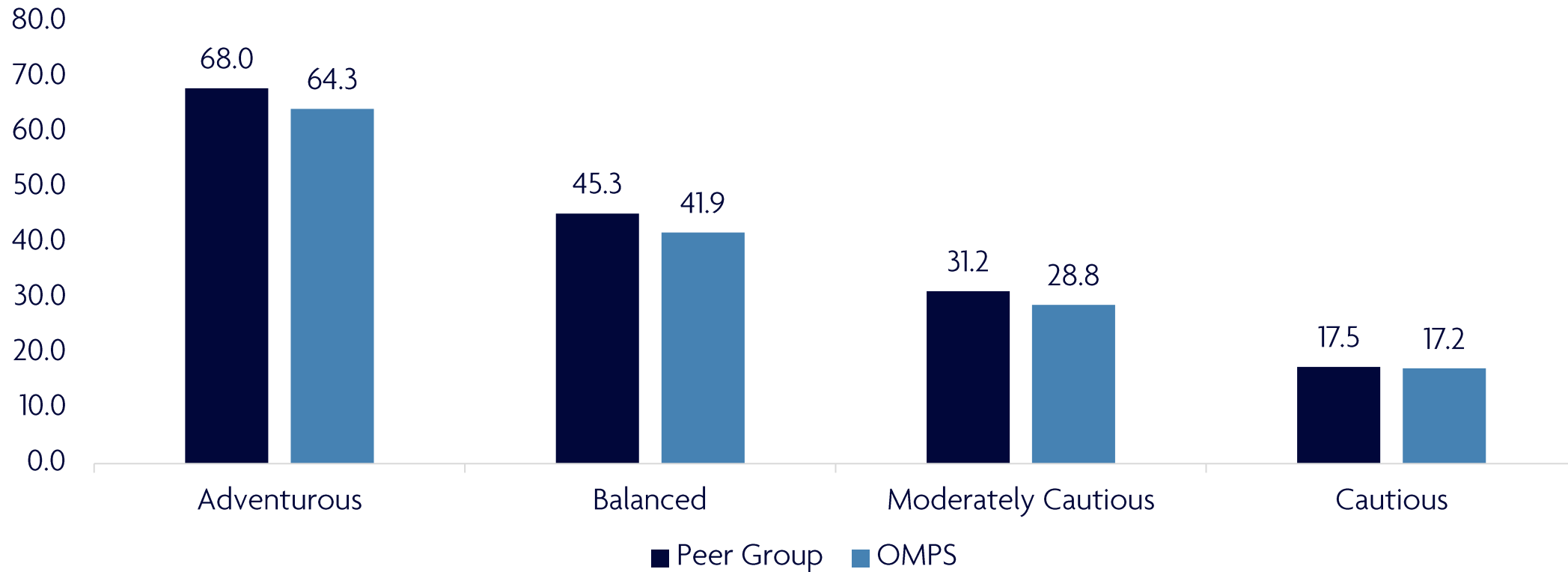
AGILITY IV: % Deviations from the SAA



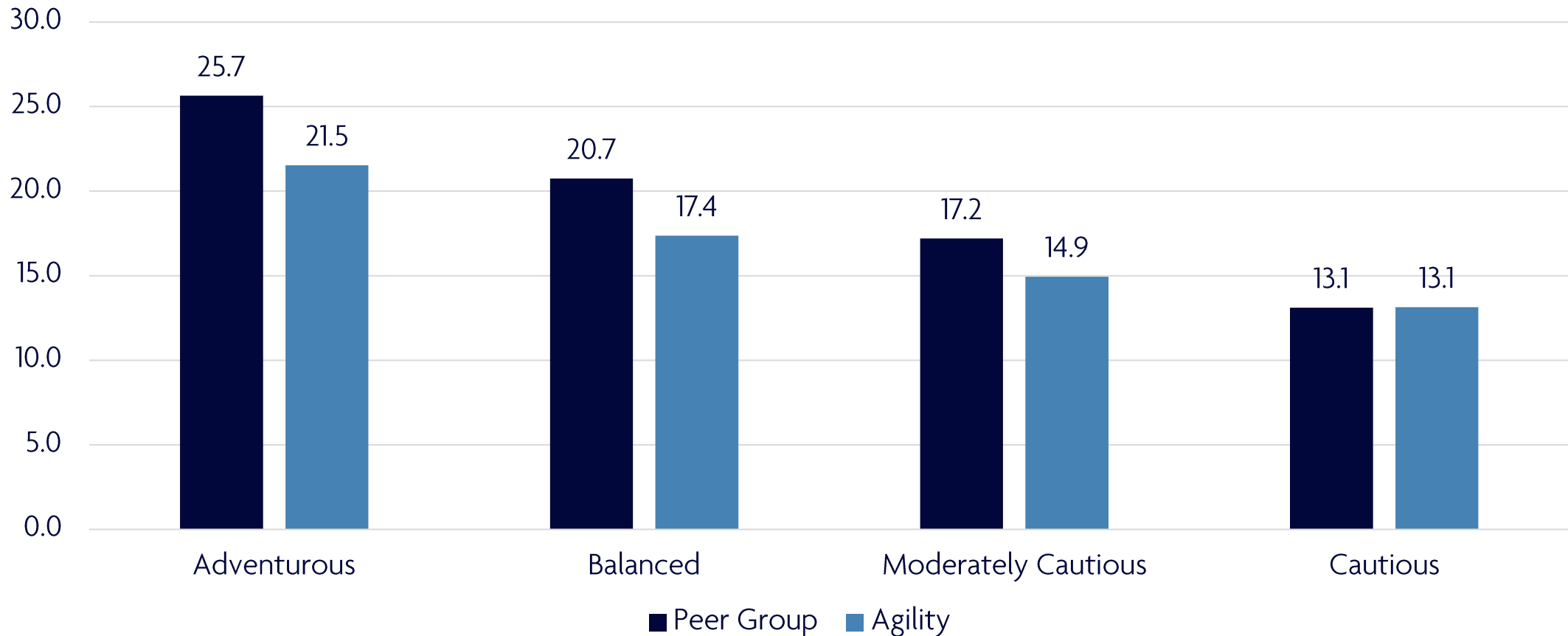
# Performance Update

# Performance Since TAA Enhancements

Since TAA enhancements



# Since Agility Launch Performance



# Strategy to Improve Performance

## SAA

- Annual review now in place
- Focus on future-proofing

# Strategy to Improve Performance

## SAA

- Annual review now in place
- Focus on future-proofing

## TAA

- Demonstrated value-add
- How can we further enhance?

# Strategy to Improve Performance

## SAA

- Annual review now in place
- Focus on future-proofing

## TAA

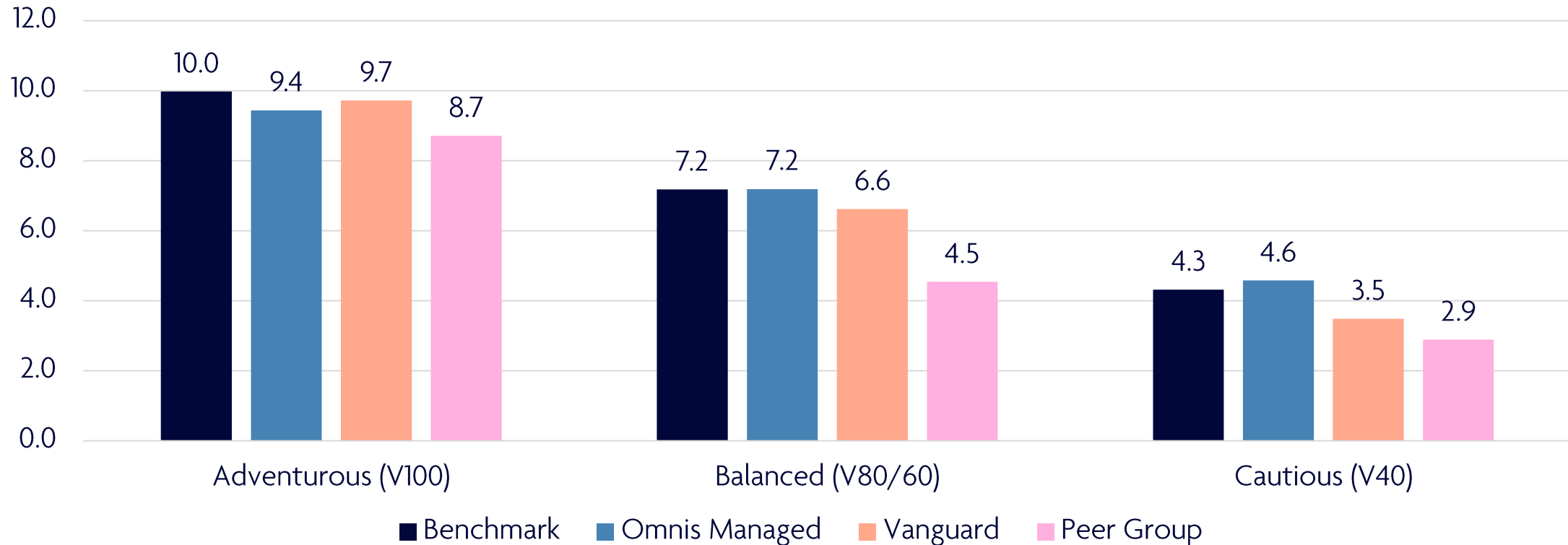
- Demonstrated value-add
- How can we further enhance?

## Investment Managers

- Challenging environment
- Detailed review of managers and strategies

# Omnis Managed Performance

Omnis Managed Funds: Performance Under Schroders



**Coming Up**

# Coming Up

01

Omnis Monthly  
Investment Hub

out this week

02

Launch of  
Omnis Access  
Funds

May 2026

03

Next Webinar:  
L&G (Omnis  
Access Funds)


20 May 2026

04

In-person  
events:

May & June  
2026

QUESTIONS



# Thank you for joining us!

## Omnis Meet the Manager

20 May 2026 @ 9am

Join us to hear from L&G as they discuss the launch of Omnis Access



Omnis  
INVESTMENTS

✓ CPD APPROVED

Omnis  
INVESTMENTS

# Important Information

For use by Openwork and 2plan Financial Advisers only. Issued by Omnis Investments, which is authorised and regulated by the Financial Conduct Authority. Registered address: Auckland House, Lydiard Fields, Swindon SN5 8UB. This update reflects our view at the time of writing and is subject to change. The document is for informational purposes only and is not investment advice. Omnis Investments is unable to provide investment advice. Every effort is made to ensure the accuracy of the information, but no assurance or warranties are given. Past performance should not be considered as a guide to future performance.

The Omnis Managed Funds, Omnis Multi-Manager Funds, Omnis Japanese Equity Fund, Omnis UK All Companies Fund, Omnis US Smaller Companies Fund, Omnis US Equity Leaders Fund, Omnis Income & Growth Fund, Omnis European Opportunities Fund, Omnis Asia Pacific (Ex-Japan) Fund and Omnis European Leaders Fund have been developed solely by Omnis Investments Limited. The Omnis Managed Funds, Omnis Multi-Manager Funds, Omnis Japanese Equity Fund, Omnis UK All Companies Fund, Omnis US Smaller Companies Fund, Omnis US Equity Leaders Fund, Omnis Income & Growth Fund, Omnis European Opportunities Fund, Omnis Asia Pacific (Ex-Japan) Fund and Omnis European Leaders Fund are not in any way connected to or sponsored, endorsed, sold or promoted by the London Stock Exchange Group plc and its group undertakings (collectively, the “LSE Group”). FTSE Russell is a trading name of certain of the LSE Group companies. All rights in the FTSE ALL Share TR Index, FTSE Russell 1000 TR Index, FTSE World Japan TR Index, FTSE All-Share TR Index, FTSE Russell 2500 TR Index, FTSE World Europe ex UK TR Index and FTSE World Asia Pacific ex Japan TR Index (the “Index”) vest in the relevant LSE Group company which owns the Index. The Index is calculated by or on behalf of FTSE International Limited, FTSE Fixed Income, LLC or its affiliate, agent or partner. The LSE Group does not accept any liability whatsoever to any person arising out of (a) the use of, reliance on or any error in the Index or (b) investment in or operation of the Omnis Managed Funds, Omnis Multi-Manager Funds, Omnis Japanese Equity Fund, Omnis UK All Companies Fund, Omnis US Smaller Companies Fund, Omnis US Equity Leaders Fund, Omnis Income & Growth Fund, Omnis European Opportunities Fund, Omnis Asia Pacific (Ex-Japan) Fund and Omnis European Leaders Fund. The LSE Group makes no claim, prediction, warranty or representation either as to the results to be obtained from the Omnis Managed Funds, Omnis Multi-Manager Funds, Omnis Japanese Equity Fund, Omnis UK All Companies Fund, Omnis US Smaller Companies Fund, Omnis US Equity Leaders Fund, Omnis Income & Growth Fund, Omnis European Opportunities Fund, Omnis Asia Pacific (Ex-Japan) Fund and Omnis European Leaders Fund or the suitability of the Indexes for the purpose to which it is being put by Omnis Investments Limited.

Certain information contained herein, including the ICE BofA Sterling Broad Market TR Index, ICE BofA Global Broad Market TR Index, ICE BofA Global Broad Market, ICE BofA Sterling Broad Market, ICE BofA UK Gilt TR Index, ICE BofA Sterling Corporate Bond TR Index, ICE BofA Global Broad Market Hedged TR Index, ICE BofA 1-5 year Sterling Non-Gilt Index and related index data (“Information”) are the property of ICE Data Indices, LLC, its affiliates and/or information providers (“ICE Data and its Third-Party Suppliers”) and is used with permission. ICE® is a registered trademark of ICE Data Indices, LLC or its affiliates (“ICE Marks”). BofA® is a registered trademark of Bank of America Corporation licensed by Bank of America Corporation and its affiliates (“BofA”) and may not be used without BofA’s prior written approval. No reproduction or dissemination of the Information or Marks is permitted without an appropriate license. ICE Data and its Third-Party Suppliers DISCLAIM ANY AND ALL WARRANTIES AND REPRESENTATIONS, EXPRESS AND/OR IMPLIED, INCLUDING ANY WARRANTIES OF MERCHANTABILITY OR FITNESS FOR A PARTICULAR PURPOSE OR USE, AND ACCEPT NO LIABILITY IN CONNECTION WITH THE USE OF SUCH INFORMATION OR MARKS. See [https://www.ice.com/publicdocs/IDI\\_-\\_Terms\\_and\\_Conditions\\_for\\_the\\_Index\\_Data\\_and\\_Custom\\_Index\\_Services.pdf](https://www.ice.com/publicdocs/IDI_-_Terms_and_Conditions_for_the_Index_Data_and_Custom_Index_Services.pdf) for a full copy of the Disclaimer.

Certain information herein (“Information”) is reproduced by permission of MSCI Inc., its affiliates and information providers (“MSCI”) ©2023. No reproduction or dissemination of the Information is permitted without an appropriate license. MSCI MAKES NO EXPRESS OR IMPLIED WARRANTIES (INCLUDING MERCHANTABILITY OR FITNESS FOR A PARTICULAR PURPOSE) AS TO THE INFORMATION AND DISCLAIMS ALL LIABILITY TO THE EXTENT PERMITTED BY LAW. No Information constitutes investment advice, except for any applicable Information from MSCI ESG Research. Subject also to <https://www.msci.com/notice-and-disclaimer>.

