



LOOKING AT PERFORMANCE OVER TIME

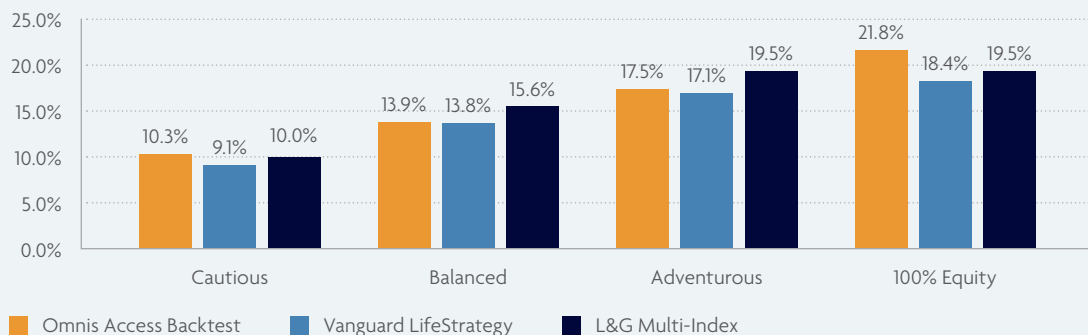
The following charts compare the actual past performance of selected Vanguard LifeStrategy and Legal & General multi-index funds with simulated (backtested) performance for the Omnis Access funds.

The Omnis Access performance shown is illustrative only and has been calculated using historical market data for the underlying investments that make up the funds. These underlying investments have established track records, which have been used to model how the Omnis Access funds might have performed over the same period.

It is important to note that:

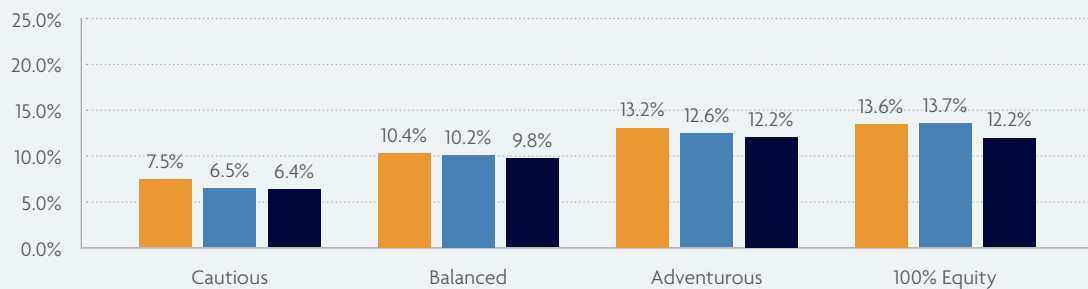
- The Omnis Access funds did not exist during the periods shown, so the data is simulated and for illustrative purposes only.
- Actual fund performance has not been used and so is not directly comparable with the real performance of the funds shown.
- Simulated performance is calculated with the benefit of hindsight and may overstate returns or investor outcomes, and may not reflect actual trading conditions or how the funds would have been managed in practice.

OVER ONE YEAR

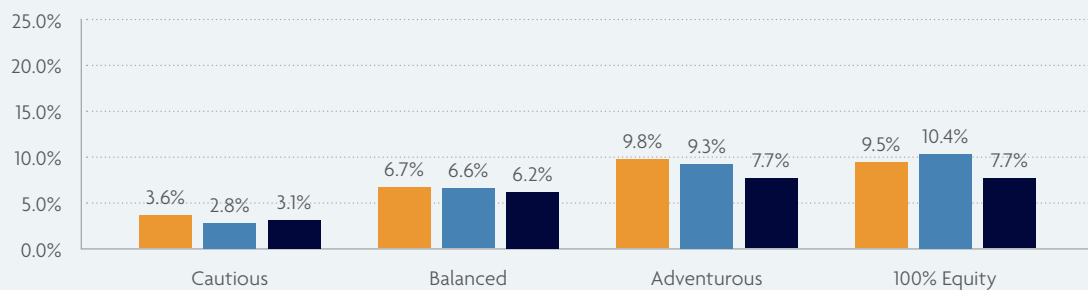


Data shown is for the 12-month period to 31 March 2026. Performance figures are shown net of ongoing charges.

Source: FE Analytics, Omnis Investments as at 31 March 2026. Using Omnis Access proposed portfolios and the following funds for Vanguard and L&G: Cautious – Vanguard LifeStrategy 40, L&G Multi-Index 4 | Balanced – 50% Vanguard LifeStrategy 60 and 50% Vanguard LifeStrategy 80, L&G Multi-Index 6 | Adventurous – 25% Vanguard LifeStrategy 80 & 75% Vanguard LifeStrategy 100, L&G Multi-Index 7 | 100% Equity – Vanguard LifeStrategy 100, L&G Multi-Index 7.

OVER THREE YEARS (ANNUALISED)

Data shown is for the 12-month period to 31 March 2026.

OVER FIVE YEARS (ANNUALISED)

Legend: ■ Omnis Access Backtest ■ Vanguard LifeStrategy ■ L&G Multi-Index

Data shown is for the 12-month period to 31 March 2026. Performance figures are shown net of ongoing charges.

Source: FE Analytics, Omnis Investments as at 31 March 2026. Using Omnis Access proposed portfolios and the following funds for Vanguard and L&G: Cautious – Vanguard LifeStrategy 40, L&G Multi-Index 4 | Balanced – 50% Vanguard LifeStrategy 60 and 50% Vanguard LifeStrategy 80, L&G Multi-Index 6 | Adventurous – 25% Vanguard LifeStrategy 80 & 75% Vanguard LifeStrategy 100, L&G Multi-Index 7 | 100% Equity – Vanguard LifeStrategy 100, L&G Multi-Index 7.

Performance should not be viewed in isolation. Investors should also consider a range of other factors, including:

- Volatility and risk characteristics
- Consistency of returns
- Alignment with your risk profile and objectives.

Past performance (whether actual or simulated) is not a reliable indicator of future performance.

What's next

If you think an Omnis Access fund could be right for you, speak to your financial adviser. They can help assess whether it suits your needs and guide you on which fund may be most appropriate.

The value of your investment and any income from it can fall as well as rise and you may not get back the original amount invested. Past performance is not a guide to future performance.

Omnis Investments Limited (Omnis), a member of the Openwork group of companies. Omnis Investments Limited is authorised and regulated by the Financial Conduct Authority (FCA), 12 Endeavour Square, London, E20 1JN. Full details and risks of the funds being available in the Key Investor Documents (KIIDs) and the prospectus, all available free of charge from the website. For providing this service, Omnis will receive a fee. Omnis Investments Limited is registered in England and Wales under registration number 10266077. Registered Office: Auckland House, Lydiard Fields, Swindon, Wiltshire SN5 8UB. Telephone 0370 608 2550. Omnis Investments Limited is the Authorised Corporate Director of the Omnis Managed Investments ICVC and the Omnis Portfolio Investments ICVC. As the Authorised Corporate Director of the Omnis funds, Omnis Investments Limited is paid an annual management charge from the funds.